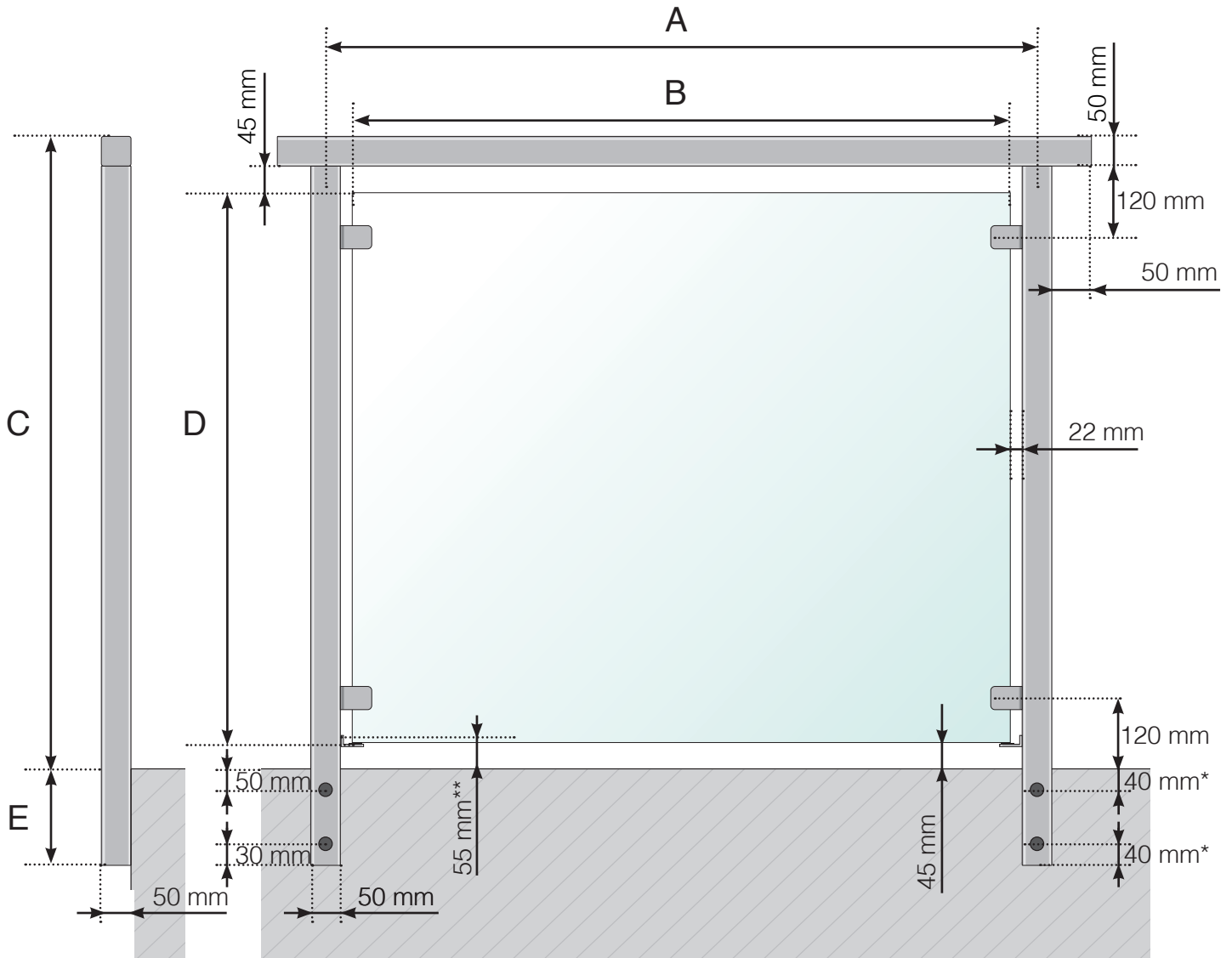


DETAILED MEASUREMENTS

ALUMINIUM RAILING MOUNTED ON THE OUTSIDE WITH CROSSBAR



A - The c/c dimensions of the posts depend on the length of the sides and the number of sections

B - The width of the glass depends on the length of the sides and the number of sections

C - The height of the railing from the floor surface

D - Glass height

E - 145, 195, 250 or 350 mm

* 40 mm only applies to posts at the end on the right (seen from the outside) on each side of the railing so that the screws on any possible corner do not collide with each other

** Fall protection

Please note that drawings are not to scale

© Räckesbutiken Sweden AB - www.balustradestore.eu

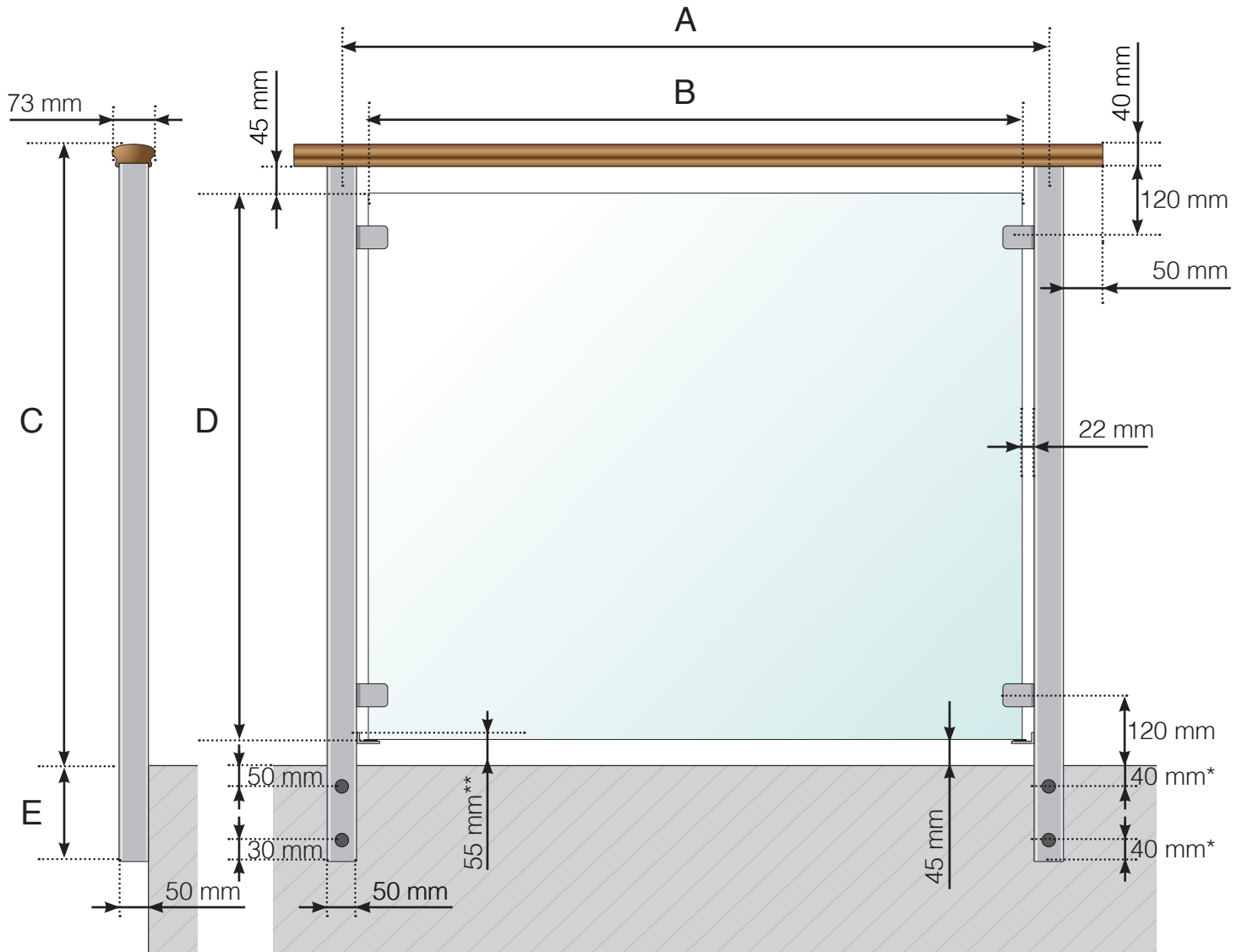
2016-05-25 v.1.0



BALUSTRADESTORE.EU

DETAILED MEASUREMENTS

ALUMINIUM RAILING MOUNTED ON THE OUTSIDE WITH A WOODEN CROSSBAR



A - The c/c dimensions of the posts depend on the length of the sides and the number of sections

B - The width of the glass depends on the length of the sides and the number of sections

C - The height of the railing from the floor surface

D - Glass height

E - 145, 195, 250 or 350 mm

* 40 mm only applies to posts at the end on the right (seen from the outside) on each side of the railing so that the screws on any possible corner do not collide with each other

** Fall protection

Please note that drawings are not to scale

© Räckesbutiken Sweden AB - www.balustradestore.eu

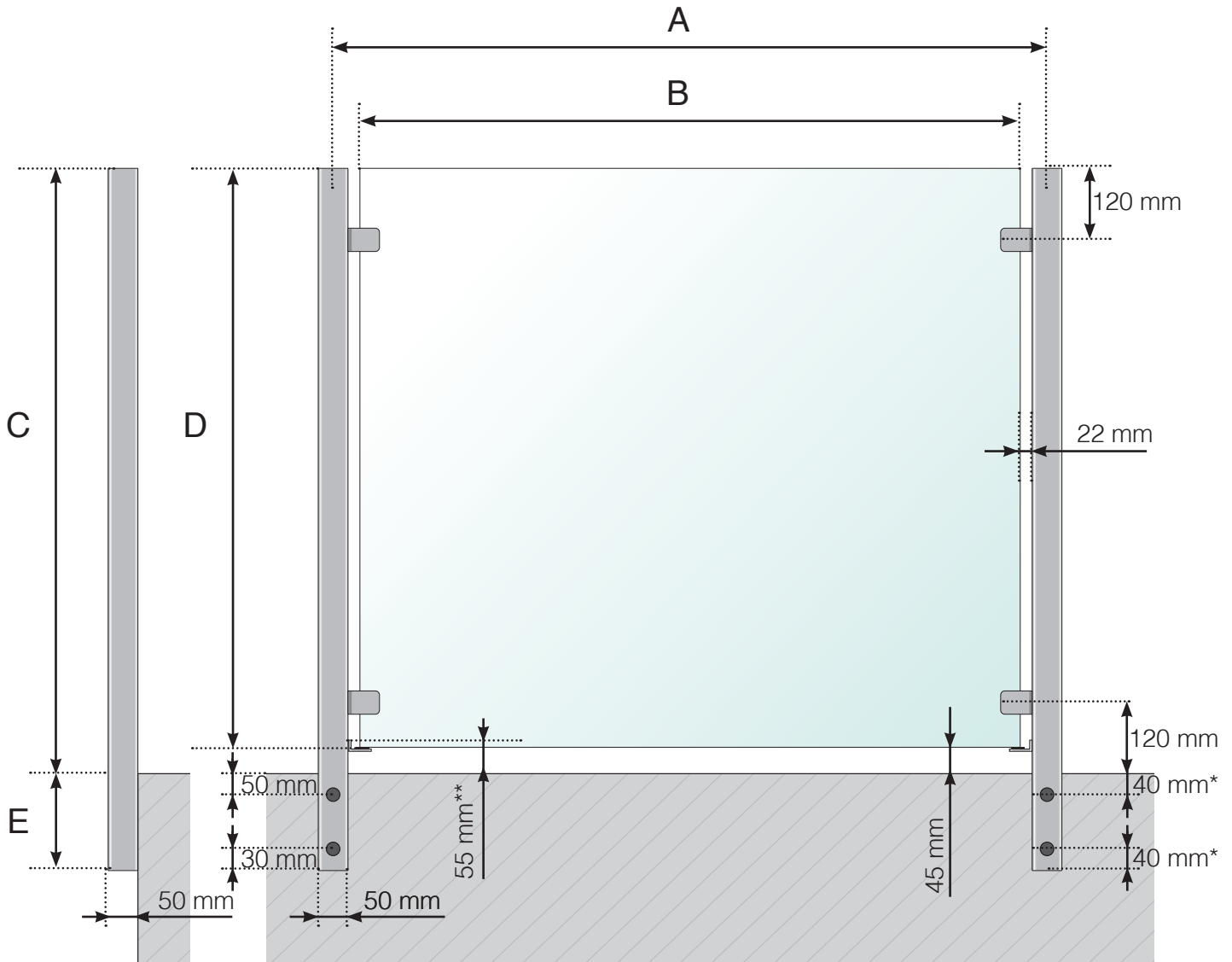
2016-05-25 v.1.0



BALUSTRADESTORE.EU

DETAILED MEASUREMENTS

ALUMINIUM RAILING MOUNTED ON THE OUTSIDE



A - The c/c dimensions of the posts depend on the length of the sides and the number of sections

B - The width of the glass depends on the length of the sides and the number of sections

C - The height of the railing from the floor surface

D - Glass height

E - 145, 195, 250 or 350 mm

* 40 mm only applies to posts at the end on the right (seen from the outside) on each side of the railing so that the screws on any possible corner do not collide with each other

** Fall protection

Please note that drawings are not to scale

© Räckesbutiken Sweden AB - www.balustradestore.eu

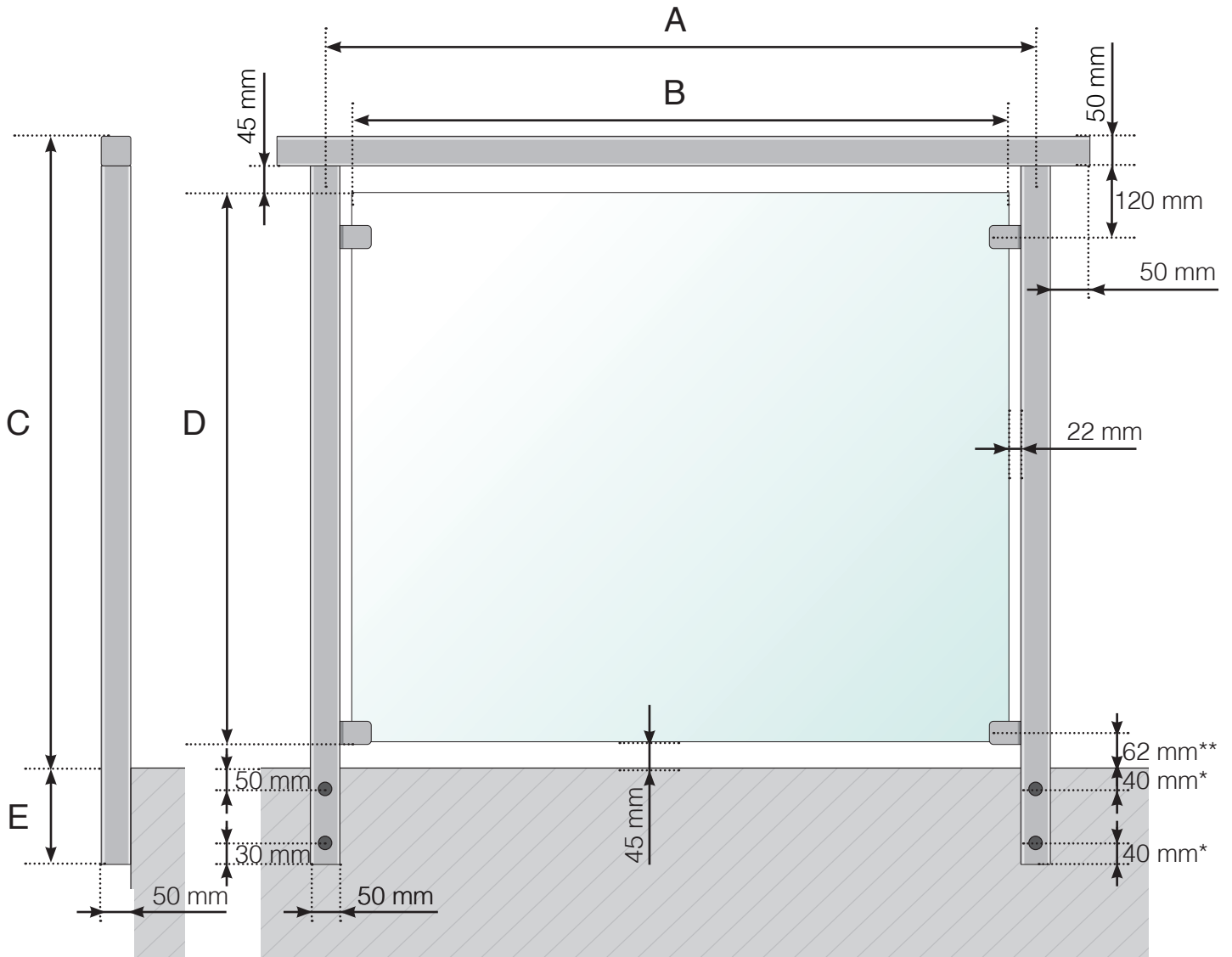
2016-05-25 v.1.0



BALUSTRADESTORE.EU

DETAILED MEASUREMENTS

ALUMINIUM RAILING MOUNTED ON THE OUTSIDE WITH CROSSBAR



A - The c/c dimensions of the posts depend on the length of the sides and the number of sections

B - The width of the glass depends on the length of the sides and the number of sections

C - The height of the railing from the floor surface

D - Glass height

E - 145, 195, 250 or 350 mm

* 40 mm only applies to posts at the end on the right (seen from the outside) on each side of the railing so that the screws on any possible corner do not collide with each other

** Optional clamp with glass protection

Please note that drawings are not to scale

© Räckesbutiken Sweden AB - www.balustradestore.eu

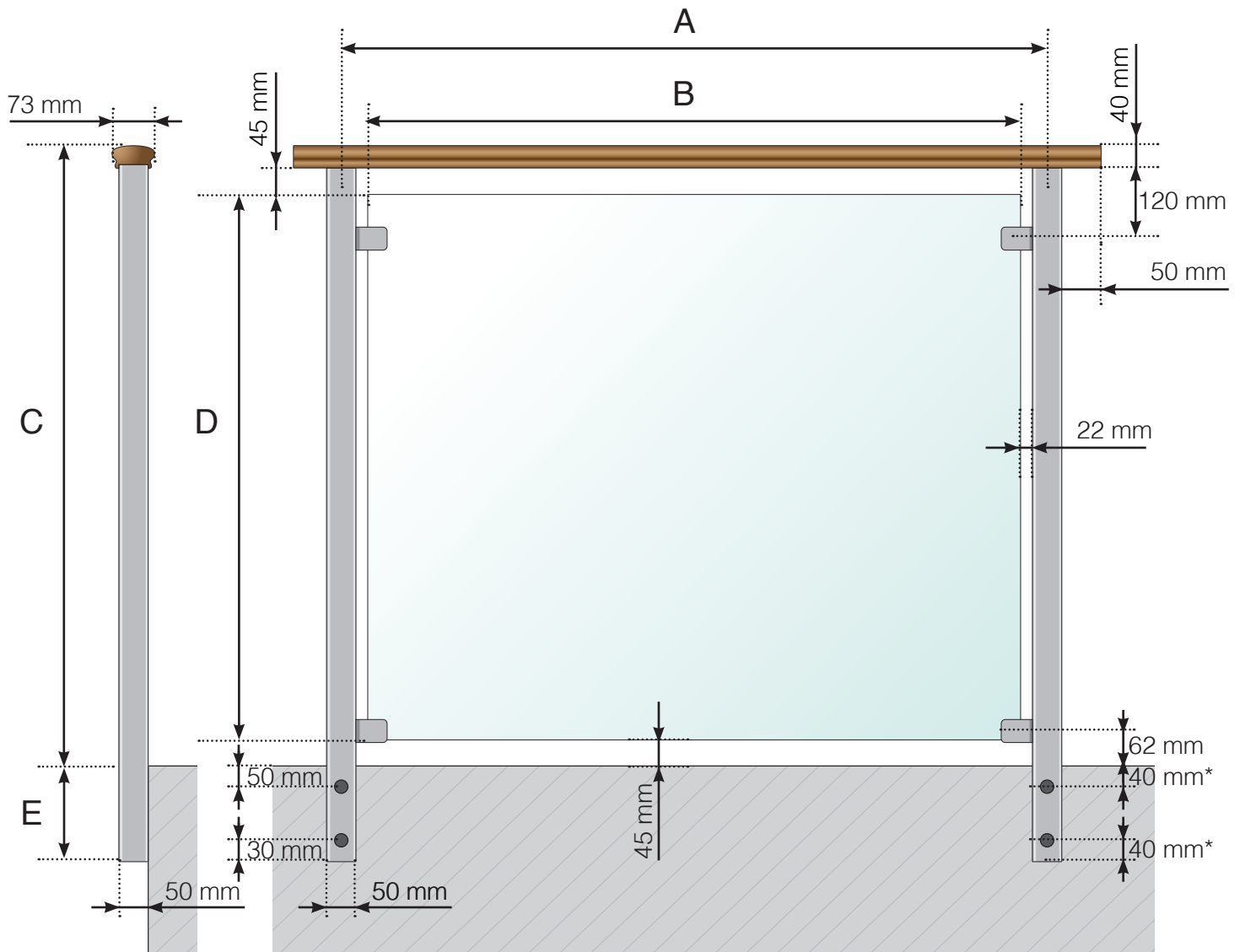
2016-05-25 v.1.0



BALUSTRADESTORE.EU

DETAILED MEASUREMENTS

ALUMINIUM RAILING MOUNTED ON THE OUTSIDE WITH A WOODEN CROSSBAR



A - The c/c dimensions of the posts depend on the length of the sides and the number of sections

B - The width of the glass depends on the length of the sides and the number of sections

C - The height of the railing from the floor surface

D - Glass height

E - 145, 195, 250 or 350 mm

* 40 mm only applies to posts at the end on the right (seen from the outside) on each side of the railing so that the screws on any possible corner do not collide with each other

** Optional clamp with glass protection

Please note that drawings are not to scale

© Räckesbutiken Sweden AB - www.balustradestore.eu

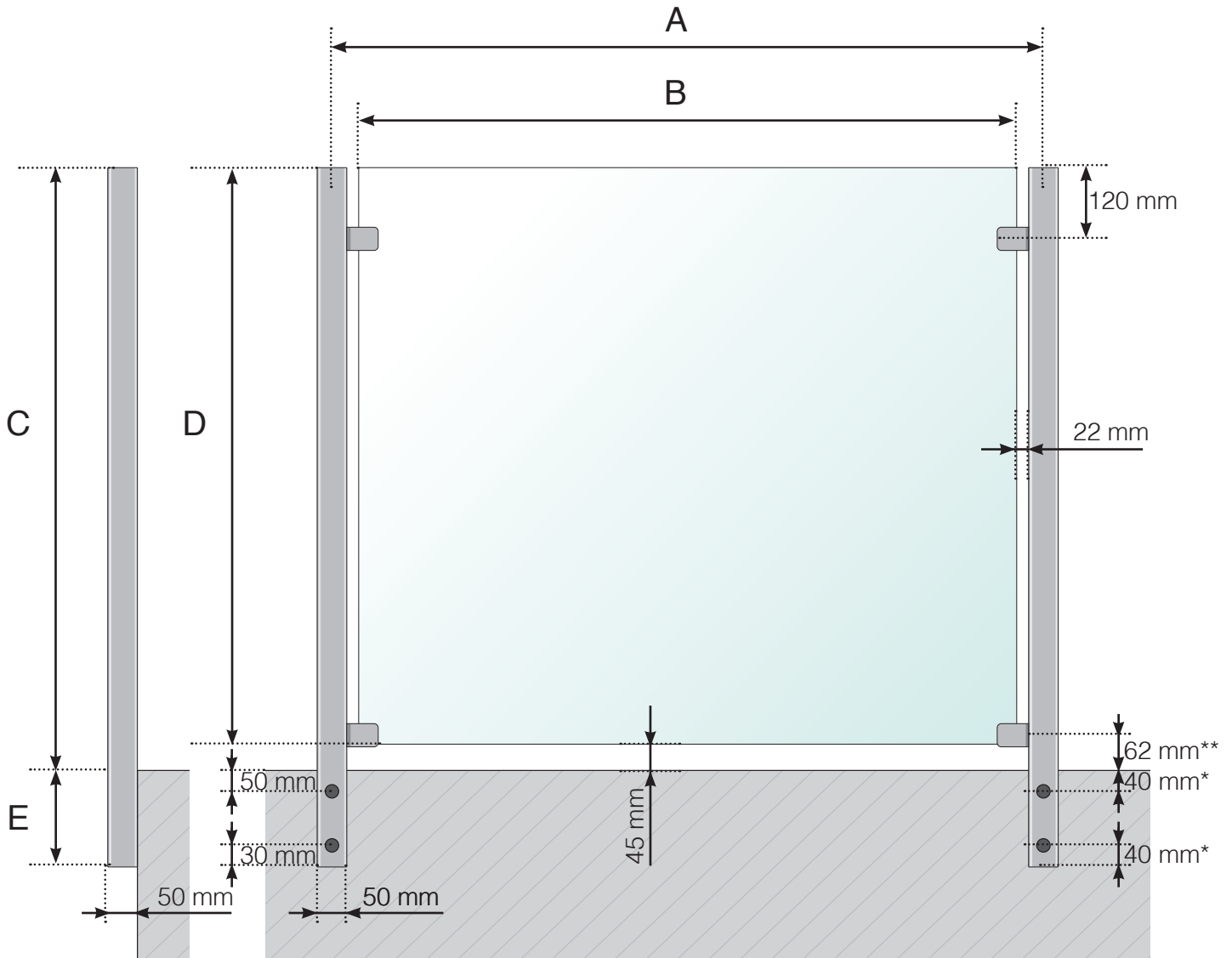
2016-05-25 v.1.0



BALUSTRADESTORE.EU

DETAILED MEASUREMENTS

ALUMINIUM RAILING MOUNTED ON THE OUTSIDE



A - The c/c dimensions of the posts depend on the length of the sides and the number of sections

B - The width of the glass depends on the length of the sides and the number of sections

C - The height of the railing from the floor surface

D - Glass height

E - 145, 195, 250 or 350 mm

* 40 mm only applies to posts at the end on the right (seen from the outside) on each side of the railing so that the screws on any possible corner do not collide with each other

** Optional clamp with glass protection

Please note that drawings are not to scale

© Räckesbutiken Sweden AB - www.balustradestore.eu

2016-05-25 v.1.0



BALUSTRADESTORE.EU